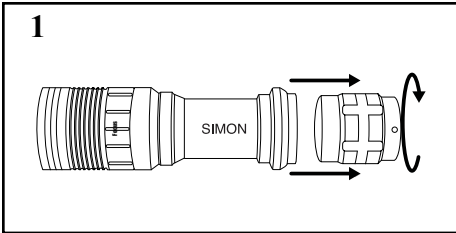


SIMON®

Cree LED Flashlight XPE Instructions

Part# SXPEFL13672213

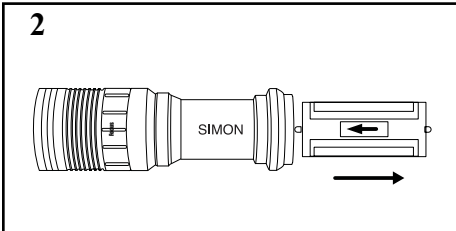


Insert 3 AAA Batteries by unscrewing the rear butt Trigger Switch Cap and removing the battery cage. Make sure that when you place the 3 AAA Batteries that they are fully charged.

My Recommendation is to buy Rechargeable AAA batteries from Amazon and a New Charger. We have tested these items from Amazon with great results:

Battery Charger

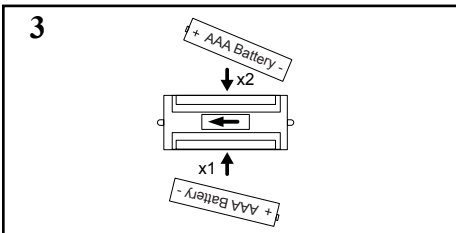
<http://www.amazon.com/gp/product/B000RSOV50/>



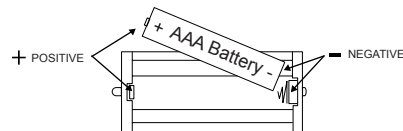
Amazon Rechargeable AAA Batteries

<http://www.amazon.com/gp/product/B00CWNMXQW/>

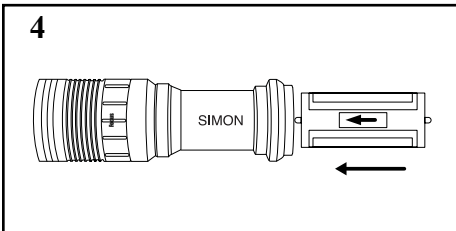
NOTE: We have purchased AAA Alkaline Batteries from Hardware Stores, Drug Stores, and Super markets and found several of the brand NEW batteries to be low in charge and/or dead in rare instances. Batteries start losing their charge immediately after the have been removed from a charger. We recommend to use lithium ion or Ni-Mh for consistent run times.



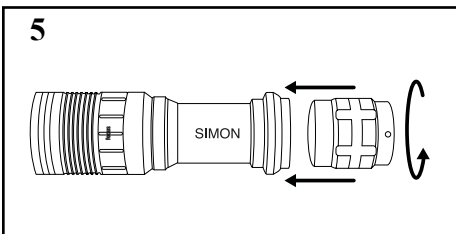
Then insert the batteries into the cage correctly - 2 of the AAA Batteries go in the battery cage one way and the third one goes in the other.



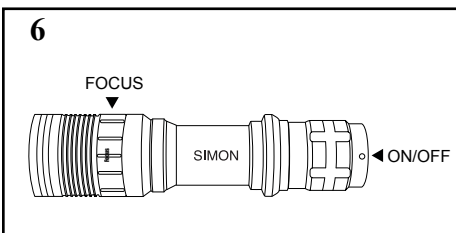
Be sure the Negative side of the battery touches the Spring in the battery cage and the Positive touches the flat Metal Plate on the opposite side.



Make sure you place the battery cage in the Flashlight correctly with the 2 positive connections on the batteries pointing towards the back of the flashlight. There should also be a white sticker with RED arrow on the Battery cage, Point that arrow towards the front of the flashlight.



Screw the Rear butt Trigger Switch Cap back on.



Turn the flashlight On/Off by Pressing the Rear Butt Trigger Switch ALL THE WAY DOWN. After you press the switch and the flashlight is ON you have the option to use other modes the Simon Flashlight has to offer. You just have to soft touch by pressing lightly the trigger switch located at the rear of the flashlight.(AKA on/off button) You will be able to cycle through several modes. Just soft touch into your next mode. High, Low, Strobe.

Off By Pressing the Rear Butt Trigger Switch ALL THE WAY DOWN.